



# LOS ALAMITOS UNIFIED SCHOOL DISTRICT

*Academics • Athletics • Activities • Arts*

---

## **District Advisory Council**

Local Control and Accountability Plan  
Stakeholder Engagement Workshop

March 22, 2021



# Agenda Review

- ☐ Review of State Priorities
- ☐ LCFF Funds
- ☐ Survey Results
- ☐ LCAP Goals
- ☐ Overview of CA Dashboard & Indicators
- ☐ LCAP Process



1

Basic  
Services

2

Common Core  
State Standards

8

Other Student  
Outcomes

7

Course Access

3

Parental  
Involvement

# 8 State Priorities

**Must be addressed  
in the LCAP**

6

School Climate

5

Student  
Engagement

4

Student  
Achievement

# Los AI USD's

Eight priorities are grouped into three categories:



- ❑ **Exemplary Teaching & Learning** (Priorities 1, 2, 7)
- ❑ **Exemplary Student Outcomes** (Priorities 4, 8)
- ❑ **Exemplary Connections** (Priorities 3, 5, 6)



# LCFF BASE vs. LCFF Supplemental

LCFF BASE	LCFF SUPPLEMENTAL
<p>Based upon student enrollment, or Average Daily Attendance for all students.</p> <ul style="list-style-type: none"><li>•(K-3) \$7,702</li><li>•(4-6) \$7,818</li><li>•(7-8) \$8,050</li><li>•(9-12) \$9,329</li></ul> <p><b>Funding Level For All</b></p>	<p>Based on a District's unduplicated counts of:</p> <ul style="list-style-type: none"><li>•Foster Youth</li><li>•English Learners</li><li>•Low Income</li></ul> <p><b>2020-2021 LCFF Supplemental \$3,008,392</b></p> <p><b>2021-2022 LCFF Projections will be included in Final 2021-2022 LCAP</b></p> <p><b>19% of Los AI USD</b></p>

**LCFF Base – LCFF Supplemental – LCFF Concentration**



# Our LCAP Philosophy In Los Al

---

- To improve student learning is to enhance the knowledge and skills of our teachers in providing the BEST FIRST INSTRUCTION for students.
- BEST FIRST INSTRUCTION is supported by a strong Professional Development Program in the District's Signature Practices (Training, Coaching, Demonstration Lessons, In-class Support, Materials, Collaboration).
- Secondary Supports - Targeted Interventions
  - Reading Labs (K-5)
  - Before & After School Tutorials (6-12)
  - Double-Block Classes
  - Griffin Lab & Griffin Virtual Lab

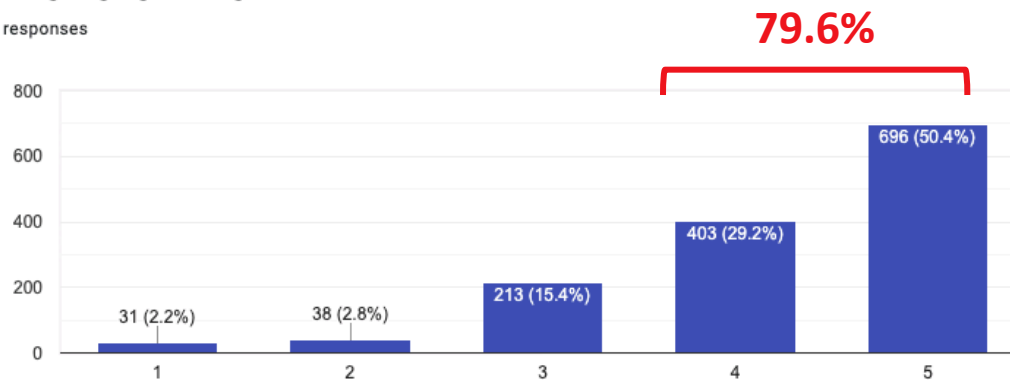
# Survey Results:

## Student Achievement



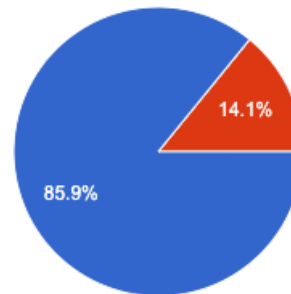
Students are achieving (grades, state and local assessments, college and career readiness, improving language for English learners, etc.).

1,381 responses



I am satisfied with my school's ability to support my child's achievement.

1,381 responses



- Agree
- Disagree. (Please use the question below to provide further explanation.)

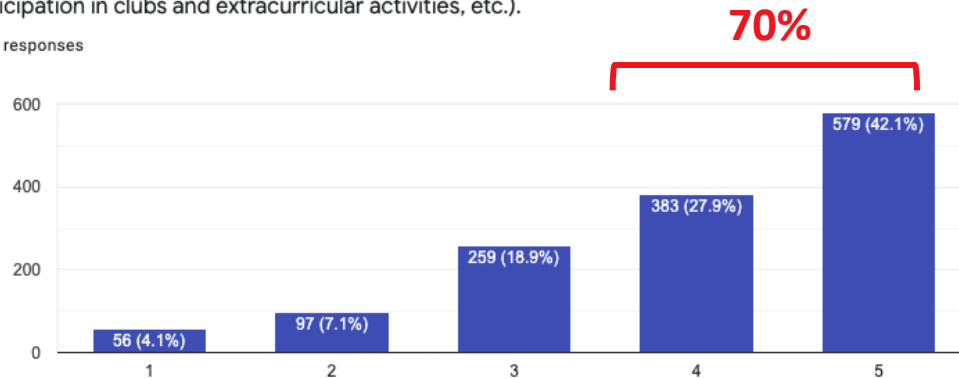
# Survey Results:

## Student Connections and Engagement



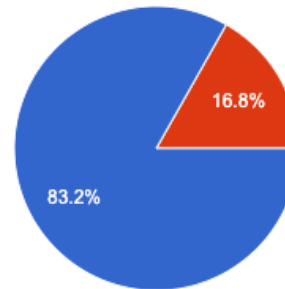
Students are connected and engaged (as evidenced by attendance rates, school spirit, participation in clubs and extracurricular activities, etc.).

1,374 responses



I am satisfied with my school's ability to engage my child.

1,381 responses



● Agree

● Disagree. (Please use the question below to provide further explanation.)



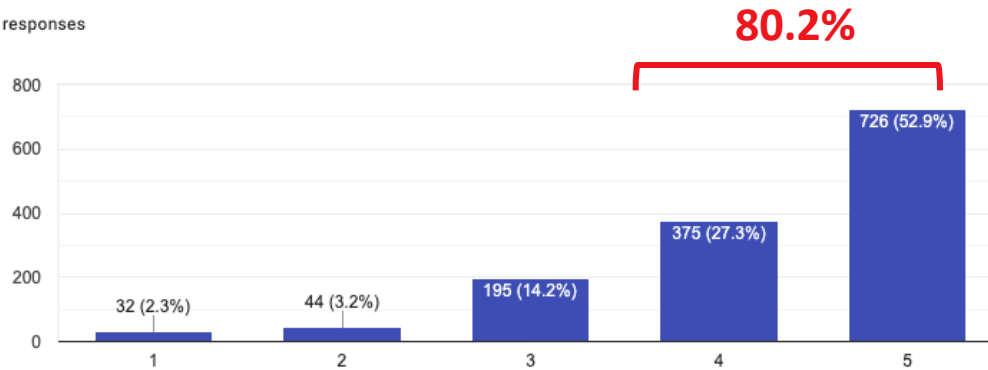
# Survey Results:

## *Parent Involvement and Participation*



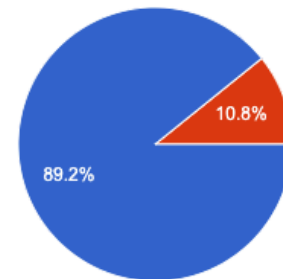
Your child's school encourages parental involvement and participation.

1,372 responses



I am satisfied with my school's encouragement of parent involvement.

1,381 responses



● Agree

● Disagree. (Please use the question below to provide further explanation.)

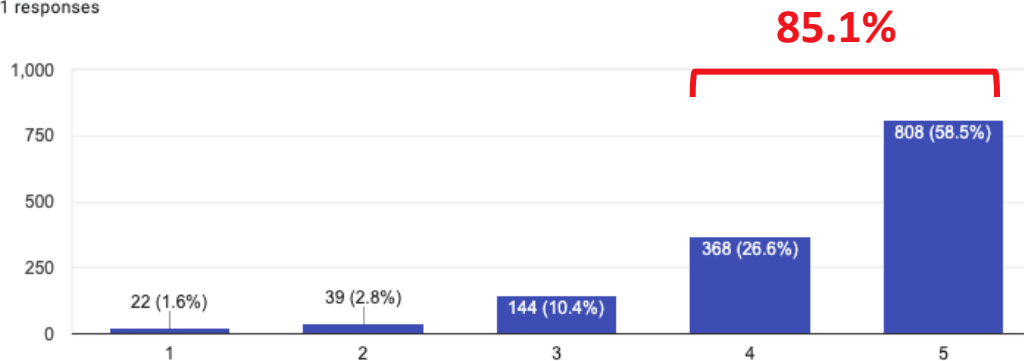
# Survey Results:

## School Climate



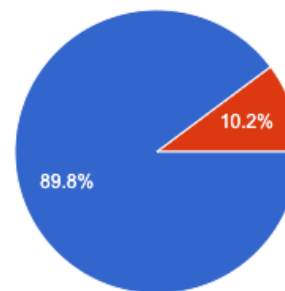
Your child's school maintains a positive school climate (as evidenced by students feeling physically and psychologically safe, etc.).

1,381 responses



I am satisfied with the overall climate at my child's school.

1,381 responses



- Agree.
- Disagree. (Please use the question below to provide further explanation.)

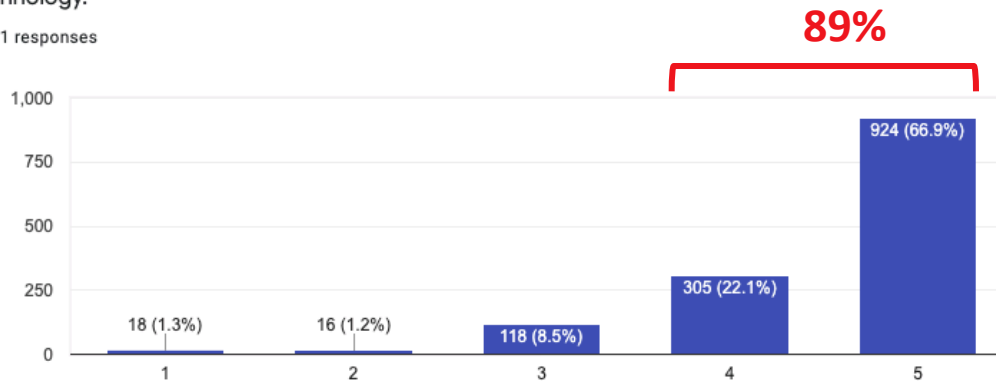
# Survey Results:

## Student Access To Curriculum & Materials



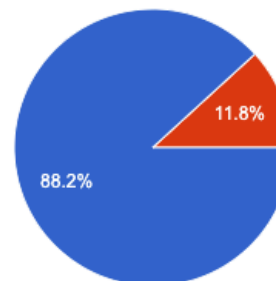
Your child's school has sufficient student access to instructional materials, including technology.

1,381 responses



I am satisfied with the course access and academic preparation my child receives at their school.

1,382 responses



● Agree

● Disagree. (Please use the question below to provide further explanation.)

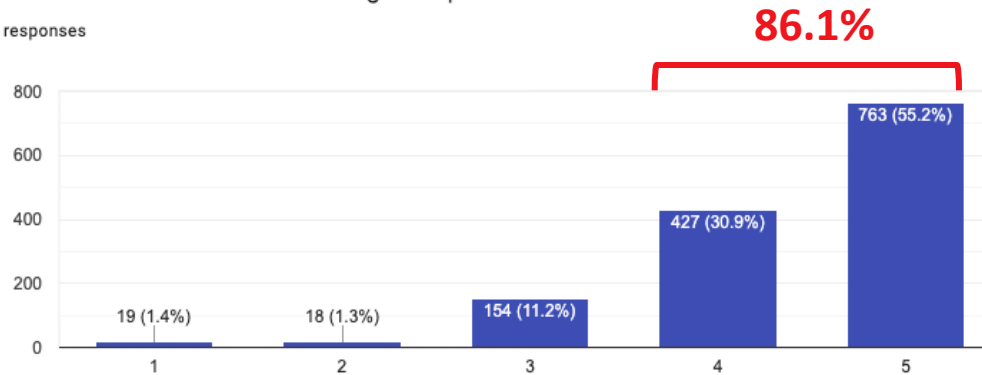
# Survey Results:

## School Facilities



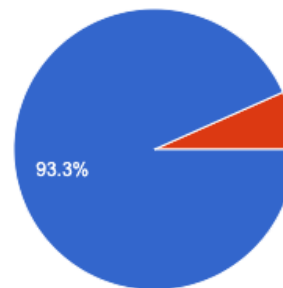
Your child's basic school facilities are in good repair.

1,381 responses



I am satisfied with the facilities at my child's school.

1,382 responses



● Agree

● Disagree. (Please use the question below to provide further explanation.)

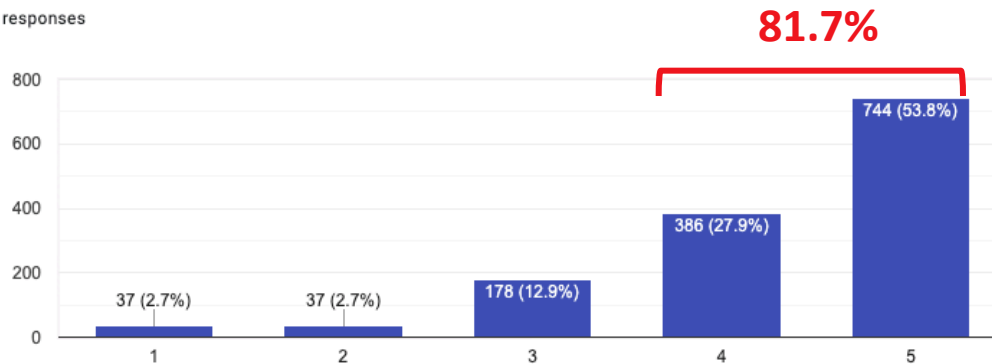
# Survey Results:

## Course Availability & College Preparation



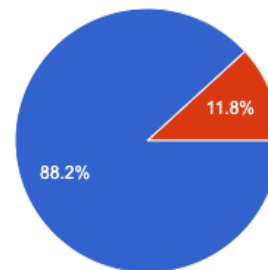
Your child's school sufficiently prepares students for success in high school, college, and career (i.e. access to Honors/AP courses, career/technical education, elective classes, etc.).

1,382 responses



I am satisfied with the course access and academic preparation my child receives at their school.

1,382 responses



- Agree
- Disagree. (Please use the question below to provide further explanation.)

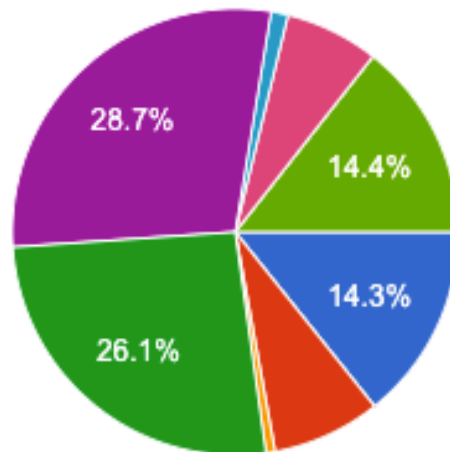
# Survey Results:

## *District Priorities*



Which goal is your highest priority?

1,382 responses



- 4 ● Increase student achievement on state tests, college and career readiness, a...
- Increase student engagement (attendance and graduation rates).
- Increase parent involvement and parti...
- 2 ● Maintain a positive school climate (saf...
- 1 ● Support the basics (quality teachers,...
- Implement State Standards (use chall...
- Guarantee access to A-G courses and...
- 3 ● Student achievement in all classes (gr...

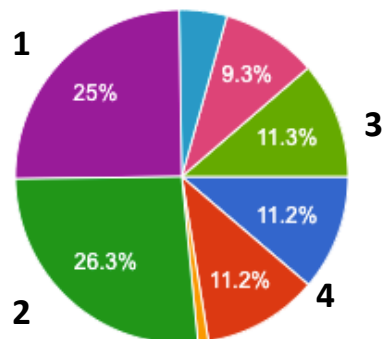
# Survey Results:

## *District Priorities*

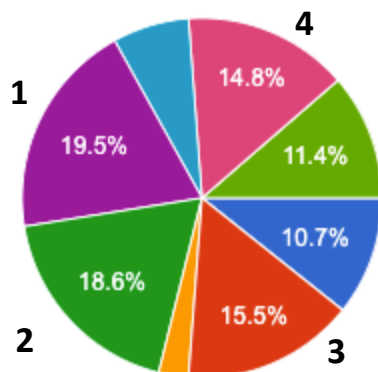


Which goal is your second highest priority?

1,382 responses



Which goal is your third highest priority?



- Increase student achievement on state tests, college and career readi...
- Increase student engagement (attendance and graduation rates).
- Increase parent involvement and pa...
- Maintain a positive school climate (...)
- Support the basics (quality teachers...)
- Implement State Standards (use ch...
- Guarantee access to A-G courses a...
- Student achievement in all classes (...)

# GOAL 1

## EXEMPLARY TEACHING & LEARNING

---



### Summary of Actions and Services

- Professional Development
- Instructional Materials
- Educational Technology
- Intervention
- Math Support
- English Language Arts Support
- Instructional Support Services



# GOAL 2

## EXEMPLARY STUDENT OUTCOMES

---



### Summary of Actions and Services

- Interim Assessments & Collaboration
- Increase A-G Completion Rate
- Increase AP For All
- Co-Teaching Model
- Career Technical Education (CTE) and Project Lead the Way (PLTW)
- Robotics

# GOAL 3

## EXEMPLARY CONNECTIONS



### Summary of Actions and Services

- Student engagement – Increase student connectedness through the 4 A's.
- Parent Engagement – Increase parent connectedness through parent information nights, District committees and site based groups.
- Increase measures for student safety and well-being.
- Maintain a safe, healthy and drug-free learning environment.
- Middle School Summits



# California Schools Dashboard

---

- ☐ The Dashboard contains reports that display the performance of Districts and schools by student groups.
- ☐ The performance indicators are a set of state and local measures that identify strengths, weaknesses and areas in need of improvement.

**No NEW Dashboard  
Data will be Reported  
Until 2022-2023  
at the Earliest**





# State Indicators

---

- ☐ CAASPP Results in ELA
- ☐ CAASPP Results in Math
- ☐ Chronic Absenteeism
- ☐ Suspension Rate
- ☐ English Learner Progress
- ☐ Graduation Rate
- ☐ College/Career Readiness

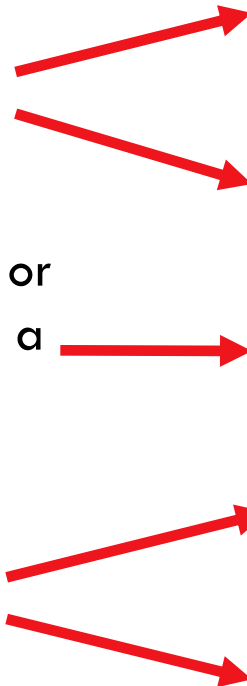


# CA Schools Dashboard Indicators

Monitor success, no change needed.

Determine where improvements or changes can be made to create a positive impact on LCAP goals.

Create an action plan for improvement and address in current year's LCAP.



**Highest**

**Lowest**

How are these levels determined?

# Math Academic Indicator EXAMPLE

	Current Status	Prior Status	Change
Los Al	52.6	49.9	+2.7


Prior Status: The average student score above Level 3  
(Change = +2.7)

Status = Very High

Current Status: The average student score above Level 3.

Change = Maintained

Status

		Change				
		Declined Significantly by more than 10 points	Declined by 1 to 10 points	Maintained Declined by less than 1 point or Improved by less than 5 points	Increased by 5 to less than 15 points	Increased Significantly by 15 points or more
Level	Very High 35 or more points above					
	High 5 below to less than 35 points above					
	Medium More than 5 points below to 25 points below					
	Low More than 25 points below to 95 points below					
	Very Low More than 95 points below					

# Los Al's Dashboard



## DISTRICT PERFORMANCE OVERVIEW

# Los Alamitos Unified

Explore the performance of Los Alamitos Unified under California's Accountability System.

[Generate PDF Report](#)[View Additional Reports](#)

2019

### Chronic Absenteeism



Blue

### Suspension Rate



Green

### English Learner Progress



No Performance Color

### Graduation Rate



Blue

### College/Career



Yellow

### English Language Arts



Blue

### Mathematics



Blue

Basics: Teachers,  
Instructional Materials,  
Facilities

STANDARD MET

Implementation of Academic  
Standards

STANDARD MET

Parent and Family  
Engagement

STANDARD MET

Local Climate Survey

STANDARD MET

Access to a Broad Course of  
Study

STANDARD MET

# Los Al's Dashboard



## Student Group Details

### All Student Groups by Performance Level

9 Total Student Groups



Red

No Students



Orange

No Students



Yellow

No Students



Green

African American

English Learners

Filipino

Socioeconomically Disadvantaged

Students with Disabilities



Blue

Asian

Hispanic

Two or More Races

White



No Performance Color

American Indian

Foster Youth

Homeless

Pacific Islander





# LCAP Process

- District Representatives Attend Multiple Trainings & Meetings at OCDE: August 2020 – May 2021
- DAC Meeting #1 LCAP Messaging Workshop: January 26, 2021
- DAC Meeting #2 LCAP Stakeholder Engagement Workshop: March 22, 2021
- Survey Constituents: Finalized by March 2021
- **DAC Meeting #3 LCAP Final Draft Review: May 6, 2021**
- **Present Draft of LCAP to OCDE For Review: May 2021**
- **Town Hall Meeting: May 6, 2021**
- **Board Approval: June 2021**



# THANK YOU!!!

