

Los Alamitos Unified School District

Local Control Accountability Plan (LCAP)
2019-2020

DISTRICT STORY



9
SCHOOLS



National
Blue Ribbon
Schools

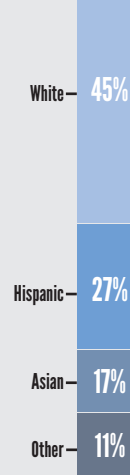


California
Gold Ribbon
Schools




9,997
STUDENTS


STUDENT ETHNICITY



SUBGROUPS



1,099
EMPLOYEES



LCAP HIGHLIGHTS

Rigorous 5-Year Professional Development Plan for all teachers within their first five years in the District.

Ongoing training and coaching in District Signature Practices for all teachers.

Instructional networking model used for demonstration lessons and coaching provided by Teachers on Special Assignment.

Robust K-12 intervention programs and extended learning opportunities.

Focus on technology and transformational learning with Project Lead the Way, Makerspaces, and Career Technical Education Pathways.

Implementation of a 3-year plan for Next Generation Science Standards.

Increased focus on inquiry-based instruction across all content areas.

One of four districts in the United States on the College Board's Advanced Placement Honor Roll seven years in a row.

K-12 Summer School programs providing small group, targeted instruction for students who benefit from remediation or continued skill application.

GREATEST PROGRESS

College Readiness

76% A-G Completion Rate

97.6% Graduation Rate

63% Griffin Graduates who took at least one Advanced Placement course.

92% Post-Secondary Enrollment Rate

CAASPP Results

82% Students who meet or exceed standards in English Language Arts.

74% Students who meet or exceed standards in Mathematics.

Student & Parent Engagement

74% Student participation rate in extra-curricular activities at LAHS.

Increased number of parent education nights across District.

Increased engagement of PK-12 parent organizations.

GREATEST NEEDS

Student Suspension Rate

2.3% Student suspension rate for all students K-12 in 2017-2018.

0.6% Increase in the number of suspensions as compared to 2016-2017 due to updated suspension and expulsion recording procedures.

EXPECTED 2019-2020 MEASURABLE OUTCOMES

GOAL 1

Exemplary Teaching & Learning



Maintain 100% of teachers that are highly qualified, highly trained, and credentialed.



Provide professional development for all teachers in District Signature Practices.



Utilize Teachers on Special Assignment and District Coordinators for trainings, demonstration lessons, and coaching.



Make informed decisions by analyzing school achievement data.

GOAL 2

Exemplary Student Outcomes



Increase student performance on CAASPP English Language Arts and Mathematics by 2% each year.



Increase A-G completion rate by 2% each year to enhance college and career readiness.



Maintain or increase Advanced Placement participation rate for all high school students.



Increase English Language acquisition status for English Learners by 2%.



Maintain student participation rates in Career Technical Education courses.

GOAL 3

Exemplary Connections



Increase student connectedness in the 4 A's: Academics, Athletics, Activities, and the Arts.



Increase parental involvement in site and district committees.



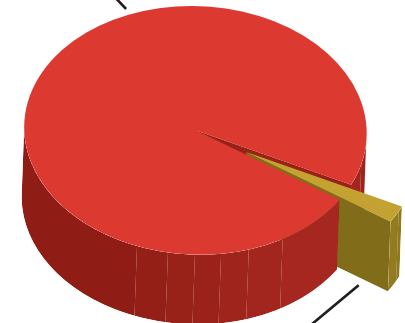
Maintain a positive and safe school climate.

ACTIONS & SERVICES

GOAL	ACTION / SERVICE	AMOUNT
GOAL 1	Professional Development	\$600,000
	Common Core Aligned Materials	\$150,000
	Educational Technology	\$211,000
	Intervention	\$1,019,032
	Math Support	\$331,500
	English Language Arts Support	\$40,000
	Instructional Support Services	\$11,000
GOAL 2	Interim Assessments & Collaboration	\$10,000
	Increase A-G Completion Rate	\$27,000
	Increase Advanced Placement For All	\$13,000
	Co-Teaching Model	\$42,000
	Career Technical Education & Project Lead the Way	\$135,000
GOAL 3	Student Engagement Through the 4 A's	\$16,000
	Parent Engagement	\$10,000
	Student Safety & Well-Being	\$490,622
	Maintaining Safe, Healthy, & Drug-Free Learning Environments	\$10,000

BUDGET

LCFF BASE FUNDING : **\$82,704,564**



SUPPLEMENTAL FUNDING : **\$2,986,154**